

Wenn die Luft nicht reicht....

....wirksame Interventionen am Krankenbett

Dr. Claudia Kemper


**„Dunkle Wolken,
die erdrücken und endlich weiter ziehen**

Ich brauche Luft um zu atmen....“

Marius Müller-Westernhagen

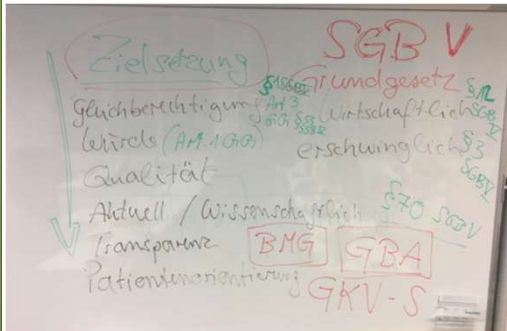
Der beste Weg zur „Wirksamkeit“

- Zielsetzung
- Bestandsaufnahme
- Analyse
- Maßnahmen und Strategien



Kemper | Gesundheitsökologie

Zielsetzung der Gesundheitsversorgung



Würde

Qualität (Evidenzbasierte Medizin)

Aktuell / Wissenschaftlich

Patientenorientierung

Wirtschaftlich

Erschwinglich

Lebensqualität

Konzept: Gesundheitsökologie

Atemnot in der Sterbephase: was wir wissen oder meinen zu wissen

 **Palliativstützpunkt**
im Landkreis Diepholz e.V.
Der Mensch im Mittelpunkt

- „Unter Atemnot leiden 70-80% der Patienten mit einer Krebserkrankung in den letzten Tagen bzw. 24 Stunden ihres Lebens“

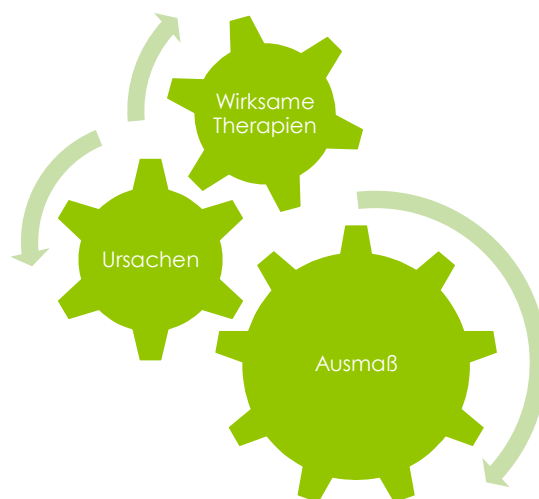
(S3-Leitlinie Palliativmedizin für Patienten mit einer nicht heilbaren Krebserkrankung, 2015, S. 56)

- Quellen:

- Currow, D.C., et al., Do the trajectories of dyspnea differ in prevalence and intensity by diagnosis at the end of life? A consecutive cohort study. *J Pain Symptom Manage*, 2010. 39(4): p689-90.
- Reuben, D.B. and V. Mor, Dyspnea in terminally ill cancer patients. *Chest*, 1986. 89(2): p. 234-6.
- Heyse-Moore, L.H.R., V; Mullee, M A, How much of a problem is dyspnoea in advanced cancer? *Palliat Med*, 1991. 5(1): p. 20-16.

- Currow, D.C., et al., Do the trajectories of dyspnea differ in prevalence and intensity by diagnosis at the end of life? A consecutive cohort study:
 - Patients referred to Silver Chain Hospice Care Service over a period of four years (January 2004 to December 2007) had dyspnea evaluated at every clinical encounter until death.
- Reuben, D.B. and V. Mor, Dyspnea in terminally ill cancer patients. Chest:
 - To determine the epidemiology of dyspnea in terminal cancer patients, we examined data from the National Hospice Study, which followed up patients during their last six weeks of life.
- Heyse-Moore, L.H.R., V; Mullee, M A, How much of a problem is dyspnoea in advanced cancer?:
 - We studied 303 patients admitted to Countess Mountbatten House to discover how common and how severe this symptom is, and in whom it occurs.
- Erfassung: Selbsteinschätzung, Fremdeinschätzung
- Atemgeräusche, Atempausen, Engegefühl = Atemnot?
- Ursachen?

ANALYSE



Was nimmt mir die Luft zu Atmen?

„Die Medizin der Zukunft wird eine hörende sein, oder sie wird nicht mehr sein. Wenn ich etwas in über 20 Jahren als Palliativmediziner gelernt habe, dann dies: mich selbst immer mehr zurückzunehmen mit meinen Vorstellungen darüber, was gut oder schlecht für den Patienten ist. Eine im wahren Sinne des Wortes personalisierte Medizin beginnt beim Zuhören.“

Gian Domenico Borasio

Das Problem mit dem Studien-Design

A COMPARISON OF OBSERVATIONAL STUDIES AND RANDOMIZED, CONTROLLED TRIALS

KIELL BENSON, B.A., AND ARTHUR J. HARTZ, M.D., Ph.D.

ABSTRACT

Background: For many years it has been claimed that observational studies find stronger treatment effects than randomized, controlled trials. We compared the results of observational studies with those of randomized, controlled trials.

Methods: We searched the Abridged Index Medicus and Cochrane data bases to identify observational studies reported between 1985 and 1998 that compared two or more treatments or interventions for the same condition. We then searched the Medline and Cochrane data bases to identify all the randomized, controlled trials and observational studies comparing the same treatments for these conditions. For each treatment, the magnitudes of the effects in the various observational studies were combined by the Mantel-Haenszel or weighted analysis-of-variance procedure and then compared with the combined magnitude of the effects in the randomized, controlled trials that evaluated the same treatment.

Results: There were 136 reports about 19 diverse treatments, such as calcium-channel-blocker therapy for coronary artery disease, appendectomy, and interventions for subfertility. In most cases, the estimates of the treatment effects from observational studies and randomized, controlled trials were similar. In only 2 of the 19 analyses of treatment effects did the combined magnitude of the effect in observational studies lie outside the 95 percent confidence interval for the combined magnitude in the randomized, controlled trials.

Conclusions: We found little evidence that estimates of treatment effects in observational studies reported after 1984 are either consistently larger than or qualitatively different from those obtained in randomized, controlled trials. (N Engl J Med 2000;342:1878-86.)

©2000, Massachusetts Medical Society.

which randomized, controlled trials would be impossible or unethical.¹

The empirical assessment of observational studies rests largely on a number of influential comparative studies from the 1970s and 1980s.²⁻⁶ These studies suggested that observational studies inflate positive treatment effects, as compared with randomized, controlled trials. In one major study, Chalmers et al.⁶ showed that 56 percent of nonrandomized trials yielded favorable treatment effects, as compared with 30 percent of blinded, randomized, controlled trials. Three other studies had similar results.³⁻⁵ According to many experts, these results mean that observational studies should not be used for defining evidence-based medical care: "If you find that [a] study was not randomized, we'd suggest that you stop reading it and go on to the next article."^{7,8}

Evaluations of observational studies have primarily included studies from the 1960s and 1970s. We evaluated observational studies reported between 1985 and 1998, studies which may be methodologically superior to earlier studies. Possible methodologic improvements include a more sophisticated choice of data sets and better statistical methods. Newer methods may have eliminated some systematic bias.

METHODS

Search for Observational Studies

Observational studies were found by systematically searching Medline and the Cochrane Database of Systematic Reviews for studies reported from 1985 through 1998. Although Medline is now indexed for highly sensitive searches for randomized, controlled trials, "observational studies" is not an indexable concept in Medline, and there is no search term for observational studies (Wright N, National Library of Medicine: personal communication). Therefore, we used a key word strategy to search for "observational," "cohort," "retrospective," "cross-sectional," and "non-



ARTICLES

Can Observational Studies Provide a Realistic Alternative to Randomized Controlled Trials in Palliative Care?

Journal of Pain & Palliative Care Pharmacotherapy

Volume 23, Issue 2, 2009

Conclusions We found little evidence that estimates of treatment effects in observational studies reported after 1984 are either consistently larger than or qualitatively different from those obtained in randomized, controlled trials. (N Engl J Med 2000;342:1878-86.)



Maßnahmen und Strategien

Algorithmen in der Symptomkontrolle bei Palliativpatienten

Dyspnoe

Allgemeine Maßnahmen, welche das Ziel haben die Atemarbeit abzusenkern:

- Für **Entspannung und Ruhe** sorgen
- **Fenster öffnen**
- **Ventilator** auf geringe Stufe einstellen und auf den Patienten richten
- **Eigene Atemfrequenz auf den Patienten übertragen:** Die eigenen Hände von hinten auf den Thorax des Betroffenen legen und durch Druck und Entlastung die eigene Atemfrequenz übertragen

WICHTIG

- Angst lösen um den Teufelskreis zwischen Dyspnoe, Atemarbeit und Frequenzsteigerung zu durchbrechen
- Bei Dyspnoe kein ACC verabreichen!!!
- Alle Maßnahmen werden nur durchgeführt wenn der Patient diese als angenehm empfindet

Medikamentöse Maßnahmen:

Opiode:

Senken die Atemfrequenz und erhöhen Toleranzschwelle des pCO₂ Spiegels

Akuter Erstickungsanfall:	- 5mg Morphin* s.c. (bei opioidnaiven Patienten), wenn nötig schnell wiederholen - Zusätzlich Tavor exp. 1mg* oder Lorazepam s.c. oder i.v.
Ruhedyspnoe mit Erstickungsgefühl:	- Opioidnaiv → 5-10mg Morphin p.o. oder 2,5-5mg s.c. oder i.v.; evtl. Tavor exp. 1mg* - Patienten die bereits Opiode erhalten → 1/6 -1/4 der Tagesdosis bei vorbestehender Morphintherapie, steigern bis Symptom kontrolliert; evtl. Tavor exp. 1mg*
Bei Spastik:	Bronchodilatoren: - inhalativ → z.B. Salbutamol* - 1-2 Hub - Systemisch → Bricanyl* 0,25- 0,5mg s.c.
Bei Lungenödem:	- 40-80 mg Furosemid* i.v.
Bei ödematöser Ursache (bei oberer Einflusstauung; maligne Prozesse im Mediastinum):	- 8-12mg Dexamethason* i.v.

Palliativstützpunkt
im Landkreis Diepholz e.V.
Der Mensch im Mittelpunkt

Leitlinienempfehlung (Expertenmeinung)

„Nicht-medikamentöse Maßnahmen, z. B. spezielle Physiotherapieverfahren, Aromatherapie und Lagerungstechniken, sind ein wichtiger Bestandteil im Therapieangebot bei terminaler Atemnot. Leider liegen dazu nur unzureichende Studiendaten vor, im klinischen Alltag sind die Erfahrungen jedoch positiv.“

Nicht-medikamentöse Therapie

ATMUNG

GEDANKEN-GEFÜHLE

KÖRPERLICHE AKTIVITÄT

- Ventilatoren
- Rollator – Entlastung der Atemhilfsmuskulatur
- Entspannungsübungen
- Aktive Bewegungsübungen
- Atemerleichternde Haltungen
- Atemtechniken
- Passive Techniken
- Sekretmobilisation
- Strategien zum Selbstmanagement und Coping

Limitierungen der wissenschaftlichen Evidenz

Management of Dyspnea in the Terminally Ill.
Pisani L1, Hill NS2, Pacilli AMG3, Polastri M4, Nava S5.
Chest. 2018 Apr 19. pii: S0012-3692(18)30566-X. doi: 10.1016/j.chest.2018.04.003

“Obviously, some of these approaches, such as walking aids and Tai Chi, cannot be applied to patients with respiratory distress, and most of the studies were performed in patients with COPD. Breathing exercises as currently applied are unlikely to help patients who are terminally ill because they are usually performed over a period of weeks or months, there are no consistent favorable effects on dyspnea, and they may even increase work of breathing.”



Musik zur Meditation/ Entspannung

“One study considering 53 patients with cancer showed that guided imagery with **theta music** was a useful intervention for palliative care of patients with dyspnea. 75 Theta music generates the theta rhythm, a neural oscillatory pattern in EEG signals that induces deep relaxation and may influence the sensation of breathlessness.”

Management of Dyspnea in the Terminally Ill.
Pisani L1, Hill NS2, Pacilli AMG3, Polastri M4, Nava S5.
Chest. 2018 Apr 19. pii: S0012-3692(18)30566-X. doi: 10.1016/j.chest.2018.04.003

Sekret-Mobilisation

Benefits of interventions for respiratory secretion management in adult palliative care patients- a systematic review.

Arcuri JF, Abarshi E, Preston NJ, Brine J, Pires Di Lorenzo VA.
 BMC Palliat Care. 2016 Aug 9;15:74.

- Ergebnis:

Therapies, such as manually assisted cough, mechanical insufflation-exsufflation and percussive ventilation, which aim to deal with respiratory secretion, were the most promising treatment for use in palliative care for specific diseases. Nevertheless, the evidence still needs to improve in order to identify which treatment is the best.

Massage oder doch „nur“ Berührung

- Intervention:

Six 30-minute massage or simple-touch sessions over 2 weeks.

- Ergebnis:

Both groups demonstrated immediate improvement in pain (massage, -1.87 points [95% CI, -2.07 to -1.67 points]; control, -0.97 point [CI, -1.18 to -0.76 points]) and mood (massage, 1.58 points [CI, 1.40 to 1.76 points]; control, 0.97 point [CI, 0.78 to 1.16 points]). Massage was superior for both immediate pain and mood (mean difference, 0.90 and 0.61 points, respectively; $P < 0.001$). No between-group mean differences occurred over time.

Massage therapy versus simple touch to improve pain and mood in patients with advanced cancer: a randomized trial.

Kutner JS(1), Smith MC, Corbin L, Hemphill L, Benton K, Mellis BK, Beaty B, Felton S, Yamashita TE, Bryant LL, Fairclough DL.

Ann Intern Med. 2008 Sep 16;149(6):369-79.

Berührung – das Potential der Therapeuten

„Der Körper wird mit all seinen Sehnsüchten nach liebevoller Berührung zu oft alleine gelassen.

Sie können es für sich und Ihre Mitmenschen ändern. Sie haben alles, was es dazu braucht: Zwei Hände und ein Herz!“

Rebekka Hofmann. Dr. med Mabuse
September/ Oktober 2016, S.37

